

HOLLY HUNT GREAT PLAINS

FABRIC NUMBER AND NAME

2301 / SILK & SEXY

DESCRIPTION

Silk & Sexy is a luxurious, sturdy velvet made from an intimate blend of silk and mohair. Mohair is an extraordinary fiber, as it is inherently resilient, durable, and fire retardant. This silk and mohair blend creates a smooth, directional, and polished surface, perfect for upholstery use and pairing with Great Plains Trim.

CONTENT

Pile: 70% Mohair 30% Silk

Ground: 100% Cotton

WIDTH

54" (137 cm)

COLORS AVAILABLE

- 04 Chinchilla
- 06 Seal
- 07 Caspian
- 08 Arctic Ocean
- 13 Evergreen
- 14 Midnight
- 18 Silver Steel
- 19 Deep Water
- 21 Champagne
- 22 Airedale
- 24 Whiskey
- 25 Vanilla
- 26 Sea Mist
- 29 Starlight
- 30 Satellite
- 32 Magnolia
- 33 Perfection
- 34 Morel
- 36 Silver Brown
- 37 Echo
- 38 Firebird

TESTING INFORMATION

- CAL 117: Pass
- Passes 34,000 Wyzenbeek Double Rubs Suitable for residential or contract use
- Passes BS 5852 Source 0, 1 & Crib 5 with FR rated foam


WEIGHT

Upholstery

FREIGHT CODE

D

(additional information on page 2...)




32 MAGNOLIA

21 CHAMPAGNE

07 CASPIAN

22 AIREDALE




24 WHISKEY

04 CHINCHILLA

34 MOREL

06 SEAL




38 FIREBIRD

33 PERFECTION

36 SILVER BROWN

13 EVERGREEN




25 VANILLA

26 SEA MIST

29 STARLIGHT

37 ECHO



18 SILVER STEEL

30 SATELLITE

19 DEEP WATER

08 ARCTIC OCEAN



14 MIDNIGHT



HOLLY HUNT GREAT PLAINS

CHARACTERISTICS OF MOHAIR VELVETS

- Mohair is a silk-like yarn made from the hair of the Angora goat. It is a durable and resilient fiber, and notable for its high luster and sheen.
- Mohair possesses great tensile strength. Diameter to diameter, it is stronger than steel and considered to be the most durable of all fibers
- Mohair has great insulating properties, yet remains cool in summer due to its moisture wicking properties.
- It is naturally elastic, flame resistant, crease resistant, and does not felt.

CLEANING & CARE

GENERAL

- Mohair velvets should be brushed with a hard clothes-brush and/or vacuumed with the nozzle, always in the direction of the nap. A rejuvenating treatment for mohair is to rub it with a slightly damp leather cloth, again in the direction of the nap.

STAIN REMOVAL

- When spot cleaning, always test a small, inconspicuous part of the furniture in case of discoloration or shrinkage. Minor stains should be treated as soon as they occur using a white absorbent cloth slightly moistened with lukewarm water.
- For difficult stains, a diluted carpet or upholstery shampoo can be used in accordance with the instructions included with the cleaning agent. Never apply the cleaning solution directly onto the upholstery. Instead, apply directly to a dampened white cloth. The solution should then be gently rubbed onto the stain; working from the edge to the middle, avoiding excessive brushing that may affect the surface structure of the fabric. Any residual cleaning agent should be carefully removed with a damp cloth. The last rubbing should always be done in the direction of the nap.
- The upholstery fabric should be dried thoroughly (at least 24 hours) before being used again. A hair dryer on a low temperature setting can be used for this purpose. For stubborn stains, consult with professional upholstery cleaner.

STEAMING INSTRUCTION

A light, gentle steaming can rejuvenate the mohair pile. Avoid any water droplets which can cause the pile to flatten and appear shiny. A light steaming and a gentle rub with a clean white cloth against the grain of the pile should revive it. Once the pile dries, it should return to its natural state. Be sure that the pile only becomes damp with steam and not wet. If the fabric gets too wet, allow the fabric to air dry and start over.

TREATMENT OF MARKS DUE TO WEAR AND TEAR

On occasion, well-worn areas can show pile tangling and matting from pressure exerted onto the velvet. Depending on the color of the fabric, this will typically be noticed by a change in color due to light reflecting off of the pile. This is a typical property of velvets and is neither indicative of a defect nor a sign of inferior quality.

- Apply a damp (not wet) cloth over the affected area overnight, should restore the mohair fiber. Allow the fabric to be dried thoroughly (at least 24 hours) before being used again. A hair dryer on a low temperature setting can be used for this purpose.
- The same result can be achieved by spraying the fabric with distilled water for a few seconds, at a distance of approximately 8" (20 cm), and leaving it to dry overnight. Before treating the fabric with a damp cloth or sprayed water, make sure the fabric is clean. Allow the fabric to be dried thoroughly (at least 24 hours) before being used again. A hair dryer on a low temperature setting can be used for this purpose.
- Care should always be taken not to saturate the upholstery with large quantities of water.