

# HOLLY HUNT LEATHER

## SKU AND NAME

7000 / PERSUEDED

## DESCRIPTION

Both dusty and vibrant colors inspired by fashion enliven this favorite suede. The soft finish makes this refined suede one of our smoothest in the collection. The calfskin hides allow for a larger cutting yield than split suede hides such as Ambassador.

## CONTENT

Full Calfskin

## AVERAGE HIDE SIZE

21 SQ FT (2.0 SQM)

## AVERAGE LARGEST CUT SIZE

40" Vertical 30" Horizontal  
(102 cm Vertical 76 cm Horizontal)

## THICKNESS

1.4 - 1.6 mm

## COLORS AVAILABLE

- 01 Iced
- 02 Natural Woman
- 14 Island Blue
- 16 Stone
- 17 Mushroom
- 19 Deep Water
- 26 Purity
- 27 Celestial
- 28 Prussian
- 29 Cornflower
- 32 Melon
- 34 Marigold
- 35 Absinthe
- 36 Cavern

## TESTING INFORMATION

- Passes 100,000 Wyzenbeek Double Rubs
- Passes CAL 117
- Passes NFPA 260: Class I
- Passes BS 5852 Source 0 & 1 with FR Rated Foam
- FR Treat to pass BS 5852 Crib 5

## FREIGHT CODE

L


*(additional information on page 2...)*



01 ICED



02 NATURAL  
WOMAN




14 ISLAND BLUE



16 STONE



17 MUSHROOM



19 DEEP WATER




26 PURITY



27 CELESTIAL



28 PRUSSIAN



29 CORNFLOWER



32 MELON



34 MARIGOLD



35 ABSINTHE



36 CAVERN



# HOLLY HUNT LEATHER

---

## **CLEANING & CARE**

- The surface of this leather is treated with a stain resistant finish and will resist most debris. However, the natural suede surface will always absorb liquid spills and should be removed quickly.
- Remove regular dust with a slightly damp cloth. Air dry.
- When spot cleaning, always test a small, inconspicuous part of the furniture in case of discoloration.

## **ALCOHOL, SODA, & COFFEE**

- Swab with a tissue and if the stain remains wash carefully with water and gentle soap.

## **PEN, CHOCOLATE, OIL, PAINT, & COSMETICS**

- Wash carefully with water and a gentle soap

## **CHEWING GUM**

- Harden the gum by cooling it with ice cubes in a plastic bag.
- Carefully remove the chewing gum from the leather and use a chamois leather for smaller pieces.

After cleaning, rinse with hot water, dry with hot air, swab with a tissue and polish with a brush. Specific leather treatment products can be recommended for tougher stains.