

# THE VERDI RUG

Care & Handling



# A MASTERPIECE AT YOUR FEET

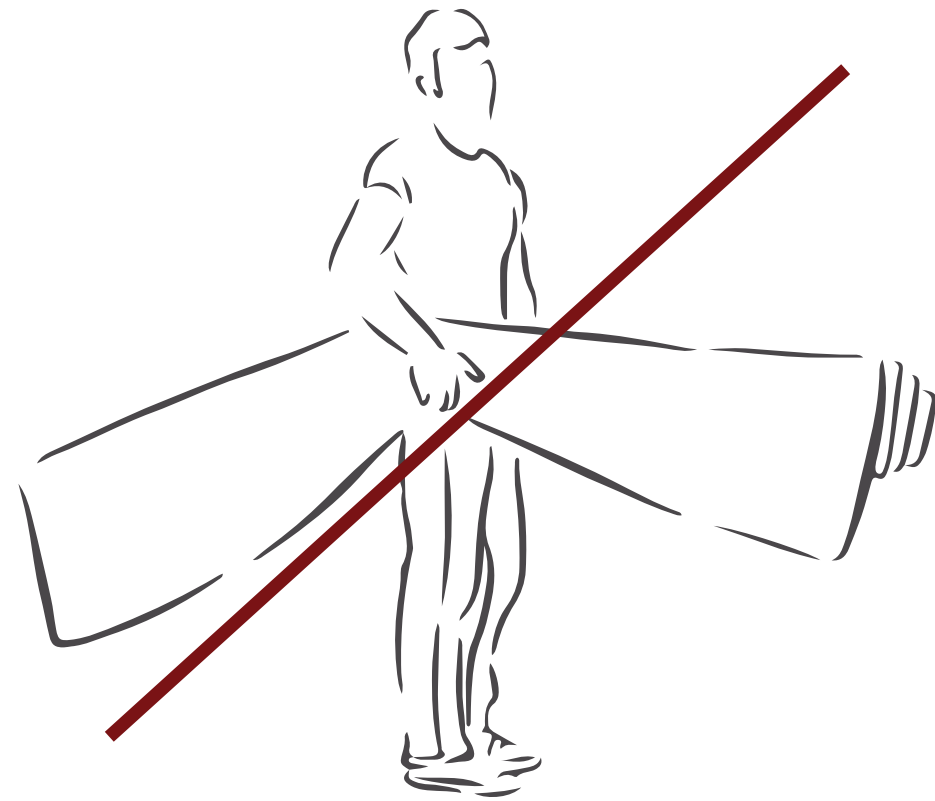
VERDI is a Colombian textile studio that reinterprets traditional techniques to create unique homeware, fashion and art pieces.

# CARE & HANDLING MANUAL

- I. INSTALLATION
- II. MAINTENANCE
- III. IN CASE OF SPILLAGE
- IV. RECOMMENDATIONS

*\*Please note that a printed version of the Care & Handling Manual, alongside with Authenticity Certificate and Warranty, is delivered prior with our VERDI Book, or upon rug's arrival within its packaging tube.*

# INSTALLATION



Your VERDI Rug comes rolled up around a PVC tube, and inside a cardboard tube for protection during transit. Once you have received the rug, the first step is to remove one of the lids at the end of the tube and gently pull the rug out. Owing to the materials used in the rug, it must not be folded or bent in any manner (Exhibit A).

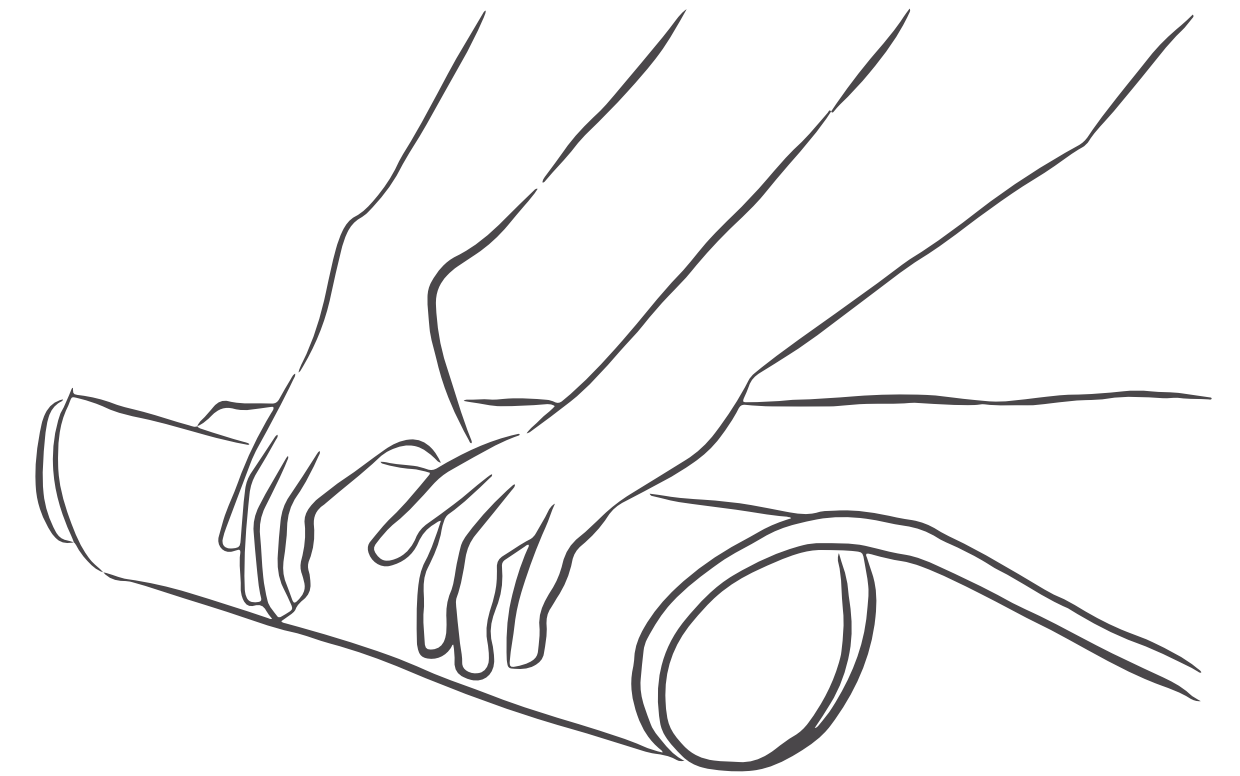
Rugs that have been rolled up for more than a month it must be lay flat (with books) before placing heavy furniture on top, this can create pronounced undulations. Ideally it should not be left rolled up for more than 2 months if it had metal, and more than 6 months if doesn't have metal.



Place the rolled-up rug in the desired location, then carefully unroll it in the corresponding direction (Exhibit B). It should not be picked up in order to move. To transport the rug, we recommend rolling it back up around the PVC tube so it will not bend.

In case moving your rug is needed, first remove any furniture from above and then gently glide it to desired position.

If transporting your rug to another site is necessary, please make sure to roll it up in a tube, the same way you received it.  
**Please see video**



It is normal for the corners of the rug to be slightly raised when it is unrolled. In order to flatten them, roll the corners in the opposite direction and hold for a few minutes. (Exhibit C)


It is also normal for the rug to have waves, or undulations, open opening, the rug will flatten out on its own over time, or can be rolled up in the reverse manner (inside out)

**Please see video**

All of our rugs come with a rug pad included, while smaller sizes come with an anti-slip material to prevent the rug from moving on its own.

# MAINTENANCE

The maintenance of your VERDI rug is simple; all you need is a vacuum cleaner



Although it might not always seem necessary to vacuum your rug, we recommend doing so two times a week. The rug should never be soaked or vapor cleaned as it can cause fiber decoloration and damage over time. Once vacuumed, just dampen a towel and pat the surface of the rug gently to remove any excess dirt. Doing this regularly prevents the buildup of dust and helps to prevent stains.

Do not use a broom on your VERDI Rug, since this might affect the fiber and lift uneven and smaller fibers.

Over time, any material left in strong sunlight will fade. Traditionally, the best way to mitigate this effect is to turn a rug from time to time so that at least any fade is even.

If a fiber thread becomes loose in your rug, which is normal, do not pull it, but carefully cut it with sharp scissors. This will not damage the rug.

## IF YOUR RUG HAS A STAIN PROTECTANT

- Do not use commercial soaps due to the chemical reaction that may occur, we recommend using neutral soap to clean specific stains
- Do not use abrasive products (hard bristle brushes or chemical products).
- Vacuum the rug without the brush at least 2 times a week.


## IN CASE OF ACCIDENTS

- Use a paper towel or napkin in case of accidents with liquids
- Gently place the paper towel over the liquid so that it is absorbed
- In case of accidents with sauces or creams, remove it with a paper towel as noted above



# IN CASE OF SPILLAGE

Quick and immediate action can reduce the risk of permanently damaging your rug



In case of spillage, first use a clean, absorbent towel to soak up the excess liquid, however never forcefully scrub, as this will push the liquid further into the rug, or harm the fiber structure, which could result in further damage. If the stain remains proceed to clean per the following instructions.

Formula: 1 tbsp of bicarbonate (baking soda) in 1 cup of water

Moisten a white towel with the formula and clean the affected area (without scrubbing) by tapping the rug gently. It is important with another towel to absorb all the moisture left. Once it has been cleaned, pressure dry with a dry towel, please do not use a hairdryer.

In case of wine spillage, first add salt to the affected area until it has absorbed all liquid. Then, if necessary, proceed with the instructions previously stated.


## IF THE STAIN REMAINS

Cleaning material: Clear soda / Seltzer

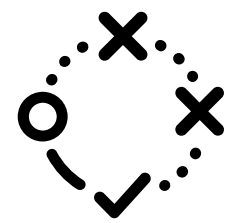
Moisten a white towel with the formula and clean the affected area (without scrubbing) by tapping the rug gently. It is important with another towel to absorb all the moisture left. Once it has been cleaned, pressure dry with a dry towel, please do not use a hairdryer.

\*Do not use any type of soap, shampoo, or detergents containing bleach or any other products that contain chlorine as these might affect the fiber pigmentation.

# RECOMMENDATIONS




Never use detergents containing bleach or any other products that contain chlorine or substances that could discolor the fibers.



Before using any new products, test them first on a part of the rug that is not very visible, such as underneath the border.




In case of wine spillage, first add salt to the affected area until it has absorbed all liquid. Then, if necessary, proceed with the instructions previously stated.



In case your rug gets wet, let it dry naturally or with a fan over a flat surface, it should not be rolled or folded in the process.



We would advise taking extra care when vacuuming the borders of the rug and similarly not to use a broom on these parts.



It is important to avoid direct sunlight on the rug and humid places. Remember that our rugs (unless with performance fibers) are meant for indoor use only.





Due to our handcrafted process and the irregularity of our materials, it is possible to find slight variations in the color and/or structure of the pieces. Such small irregularities are characteristic of this craftsmanship and are not considered a defect.