

# HOLLY HUNT GREAT OUTDOORS

## FABRIC NUMBER AND NAME

120 / BEACH BLANKET

## DESCRIPTION

Beach Blanket is a high performance plush outdoor velvet and is often used indoors in high traffic areas. Produced from 100% Solution Dyed Acrylic, this fabric is fade resistant and easy to clean. Passing 100,000 Wyzenbeek double rubs and NFPA 260, this fabric is a great option to suggest for contract settings.

## CONTENT

100% Solution Dyed Acrylic

## WIDTH

54" (137 cm)

## COLORS AVAILABLE

- 01 Bleached
- 02 Grouper
- 03 Rockfish
- 04 Shale
- 05 Manta Ray
- 06 Beta Blue
- 08 Purple Orchid
- 09 Key Lime
- 10 Cliff Sides
- 11 Ice Water
- 12 Sea Urchin
- 13 Desert
- 14 Dijon
- 17 Sand Dollar
- 18 Silver Cloud
- 19 Iceland
- 20 Sedona
- 21 Olive
- 22 Bay Blue
- 23 Grass
- 24 Lake Michigan

## PERFORMANCE CHARACTERISTICS

- Fade-resistant to sunlight
- Chlorine resistant
- Colorfast
- Bleach cleanable
- Mold/mildrew resistant
- For use indoors or out

## TESTING INFORMATION

- Passes 100,000 Wyzenbeek Double Rubs
- Passes CAL 117
- Passes NFPA 260

## WEIGHT


Upholstery

## FREIGHT CODE

D

## CLEANING & CARE

- For optimal textile performance, maintain fabrics by gently vacuuming dirt in the direction of the nap before it becomes embedded, wipe or blot spills as soon as they occur, and spot clean soon after stains occur. When spot cleaning, always test a small, inconspicuous part of the furniture in case of discoloration or shrinkage. Avoid excessive brushing that may abrade the fibers.



01 BLEACHED



18 SILVER CLOUD




13 DESERT



10 CLIFF SIDES




17 SAND DOLLAR



03 ROCKFISH



02 GROUPE



04 SHALE




20 SEDONA



14 DIJON



09 KEY LIME



23 GRASS



21 OLIVE




22 BAY BLUE



11 ICE WATER



24 LAKE MICHIGAN



06 BETA BLUE



12 SEA URCHIN



# HOLLY HUNT GREAT OUTDOORS

---

*(cleaning and care, continued on page 2...)*

## LIQUID SPILLS

- Blot liquid spills as soon as they occur with a soft, dry cloth. Proceed with spot cleaning instruction if the spill leaves a stain upon drying.

## SPOT CLEANING

- Apply a light mist of mild soap and water using a spray bottle.
- Work the solution into the stain by lightly scrubbing the area with a sponge or cloth. Be sure to use light pressure and repeated steps of this process to avoid breaking down the fibers and causing unnecessary wear.
- Rinse thoroughly to remove all soap residues.
- Blot excess moisture with a clean, soft towel or sponge.
- A handheld wet/dry extractor is recommended to thoroughly flush the affected area and remove all moisture.
- Air dry. Repeat beginning steps until all soap residue is removed.

## STUBBORN STAINS

Mildew may grow on dirt and other foreign substances that are not removed from the fabric with regular maintenance.

- Prepare a diluted solution of one part bleach to two parts water.
- Spray on entire area and allow to soak into the fabric for 15 minutes.
- Remove stain with a sponge, clean towel or very soft bristle brush.
- Rinse thoroughly to remove all soap residues.
- Allow fabric to air dry. If stain and/or mildew are severe, bleach quantities may be increased.


**NOTE:** Repeated washing of these fabrics may reduce the effectiveness of the soil-resistant finish.

- Gentle, professional dry cleaning with any solvent except trichloroethylene is recommended for tough stains.

(In evaluating the services of a professional cleaner, it is recommended to inquire about their experience in working with and cleaning solution-dyed fabrics.)



08 PURPLE ORCHID



19 ICELAND



05 MANTA RAY